

AVANTE[®] SLEEK

garage doors

ALUMINUM AND GLASS CONSTRUCTION




America's Favorite Garage Doors[®]




Avante[®] Sleek / Model AZ6U, Black (Anodized) Frame with Frosted Insulated Glass

AVANTE® SLEEK

A departure from the standard grid-like pattern, the Avante® Sleek has slim horizontal windows and minimal vertical stiles for wide, unobstructed views. If you're in search of a garage door with a minimalist frame design that gives off "panoramic vibes" and lets in plenty of daylight, this is it. Customize the door in a number of painted or anodized finishes and glazing options.



FRAME COLOR OPTIONS



STYLE AND CONSTRUCTION

- Aluminum frame provides a virtually maintenance-free, long-lasting door.
- Intellicore® polyurethane insulated rails and stiles. (Model AZ6U)
- Many glass options available.
- Section joint seal helps keep out air and water.
- Integral reinforcing fin provides increased strength and longevity. *(Available on double car models)*
- Heavy-duty steel ball bearing rollers with nylon tires provide quiet operation.

**Doors wider than 14' include built-in reinforcing fin. Standard doors 12' and under do not use built-in reinforcing fin. Usage on widths 12'2" to 14' depend upon glass weight. WindCode® doors may vary. Contact your Clopay Dealer for details. Calculated door section R-value is in accordance with DASMA TDS-163.*

CUSTOM PAINT OPTIONS

Choose a Color Blast finish or RAL Powder Coating to match your door to your exterior.



Model AZ6U not available with RAL Powder Coat finish.




Avante® Sleek / Model AZ6U, Black (Anodized) Frame with Frosted Acrylic

DOOR DESIGNS



AZ6/AZ6U
Single car door



AZ6/AZ6U
Double car door

HARDWARE

Attractive color-matched aluminum grip handles.

Available in all standard color options.



WARRANTIES

FINISH LIMITED 5 YR WARRANTY	HARDWARE LIMITED 3 YR WARRANTY
--	--

GLASS OPTIONS



Clear Glass*



Gray Tinted Glass*



Midnight Gray Tinted Glass*




Bronze Tinted Glass*



Mirrored Glass*



Clear Laminated Glass



White Laminated Glass



Gray Laminated Glass



Bronze Laminated Glass




Black Laminated Glass




Clear Acrylic




Frosted Acrylic




White Acrylic



Gray Acrylic



Bronze Acrylic



Black Acrylic

- Glass available in single pane or insulated (laminated and mirrored glass not available insulated).
- Custom glass and colors available.



Doors available to meet many regional wind load requirements.

WindCode® doors over 16' wide may have reinforcement hardware that shows through the glass panels of the door.



Scan this code for more information or ask your Clopay Dealer.

*Glass is tempered.
Acrylic windows require special cleaning. See care and maintenance manual.

PANEL CONFIGURATIONS *(Examples of common sizes shown below)*

MODELS AZ6/AZ6U – 6'3" TO 7'5" HIGH DOORS



1 Panel
Up to 9'0" Wide




2 Panel
9'1" to 17'2" Wide




3 Panel
17'3" to 20'2" Wide


MODELS AZ6/AZ6U – 7'6" TO 8'5" HIGH DOORS



1 Panel
Up to 9'0" Wide



2 Panel
9'1" to 17'2" Wide



3 Panel
17'3" to 20'2" Wide



Visit [clopaydoor.com](https://www.clopaydoor.com) or call 1-800-2CLOPAY (225-6729) for more information on Clopay, America's Favorite Garage Doors.

Follow us on

MADE IN USA



©2024 Clopay Corporation. All rights reserved.

RSDR-AVANTEAZSS-22_REV1224



START DESIGNING
YOUR NEW
GARAGE DOOR
OPEN CAMERA
AND POINT!